

THE BOYS' BRIGADE

ROYAL REVIEW

2 July 1983

PARADE ORDERS

1. COMPANIES

1.1 Strength

Companies will consist of approximately 260 Boys and 14 Officers.

1.2 Sizing

Because of the numbers involved, it will be necessary to split each Company into two parts which will be sized simultaneously as for company drill in two sections. The gap between 'sections' will then be closed and the Company dressed as a whole in six ranks.

2: COLUMNS

2.1 Composition

(a) Red Column : His Honour Judge R Lockett

No 1 Company Mr R A Moseling, London District

No 2 Company Mr H Stewart, Glasgow, Clydesdale Districts

No 3 Company Mr A Fleming, East Lowland, West Lowland Districts

(b) White Column : Mr G R Souden

No 4 Company Mr A R Jenkins, North West, Wales Districts

No 5 Company Mr R Kenworthy, North, Yorks & Humberside Districts

No 6 Company Mr A W Lakins, West Midland, North Midland,
South Midland Districts

(c) Blue Column : Mr D F Kennedy

No 7 Company Mr M A Thompson, Southern, Eastern, West of England
Districts

No 8 Company Mr M Peat, Mid Scottish, North Scottish Districts

No 9 Company Mr R Dickson, Dumbarton, Northern Ireland,
Republic of Ireland Districts

2.2. Assembly

Red Column : Moray House

White Column : Queen's Drive West

Blue Column : Queen's Drive East

2.3 Bands

Red Column : Bugle Band

White Column : Pipes and Drums

Blue Column : Pipes and Drums

2. 2.4 Fall-in and March off

Companies will fall-in under the direction of the Company Adjutant who will hand over to the Company Commander. Each Column will march off under the command of the Column Commander using the standard procedure for a Battalion parade.

2.5 Arrival

All Columns will enter the parade ground from Queen's Drive as shown in diagram 1, in order : Red, White, Blue. Company Commanders will halt on markers then front and dress their Companies. All supernumerary Officers will stand within the ranks. When the Column is in position, the Column Commander will stand the Column at ease.

3. COLOURS AND ESCORT

The Colours and Escort, in three ranks, will form the leading Company in Red Column. On arrival at the parade ground they will leave the Column by wheeling left behind the western perimeter and take position at the NW entrance ready to march on.

4. PARADE GROUND

Markers will be posted by the Parade Adjutant. Drums from the Bugle Band will be piled after the arrival of all Columns.

5. HANDOVER

The Parade Adjutant will call the parade to attention and hand over to the Second-in-command. The Second-in-command will stand the parade at ease and await the arrival of the Parade Commander. On the Commander's arrival, the parade will be called to attention and handed over.

The Parade Commander will give the command "March on the Colours" and the Colours and Escort will join the parade. The Brass Band will play the Colours on parade then march without playing to position 2.

6. ARRIVAL OF HM THE QUEEN

The parade will be brought to attention prior to the arrival of Her Majesty who will enter from Queen's Drive and drive round the west of the parade.

The command "Royal Salute" will be given by the Parade Commander. Both Colours will be lowered and the full National Anthem will be played. All Officers will salute.

7. ACT OF WORSHIP

A short act of worship will take place for which the command "Remove Head-dress" will be given. The prayer for this service is attached so that Boys can learn the required responses. As no hymn sheets will be allowed on parade Boys will also have to know the words of "Underneath the Banner" and The Grace which will be said by all.

8. REVIEW

The route for the review is shown in diagram 2.

As The Queen's car sets off and before the band begins to play, the Parade Commander will give the command "Rear ranks, about turn" and the rear three ranks of each Company will turn about.

Drums will be recovered by the Bugle Band as the Royal car turns to review the second line.

Rear ranks will be turned to the front at the conclusion of the review after the band has stopped playing.

9. PRESENTATIONS TO HER MAJESTY

Two representative Boys will present an Illuminated Address and a copy of the history of The Boys' Brigade.

10. THREE CHEERS

After Her Majesty's address to the parade, the Parade Commander will give the order for three cheers. On the command "Remove Head-dress", caps will be removed with the right hand and held across the left breast. The right arm will be extended above and slightly to the right of the head for each cheer.

11. MARCH PAST

11.1 Procedure for the march past is shown in diagrams 3 and 4.

11.2 The Parade Commander will give the command "The Brigade will march past. Move to the right, Right Turn". The command "Quick March" will be given by Company Commanders in succession so that a distance of twelve paces is maintained between Companies. The parade will march past in column of sixes and attention should be paid to dressing when marching and wheeling.

11.3 The Bugle Band will lead the parade followed by Companies 2, 1 and 3 under the command of Red Column Commander. As the parade steps off the following positional changes will be made :

(a) Brass Band to centre of parade.

(b) Right-half Pipes and Drums to right flank of second line.

(c) Left-half Pipes and Drums to right flank of third line.

11.4 Once the Bugle Band have cleared the parade ground they will cease playing and the Brass Band will play for the remainder of the march past.

11.5 Companies 4, 5, and 6 under the command of White Column Commander and preceded by right-half Pipes and Drums will follow No 3 Company.

11.6 The Blue Column will follow the White in like manner.

11.7 The Parade Commander and Second-in-command will lead the march past and the Parade Commander will then leave the parade and join The Queen at the saluting base. The Parade Adjutant will march after No 9 Company.

11.8 After the last Company has passed the saluting base, the Brass Band will follow.

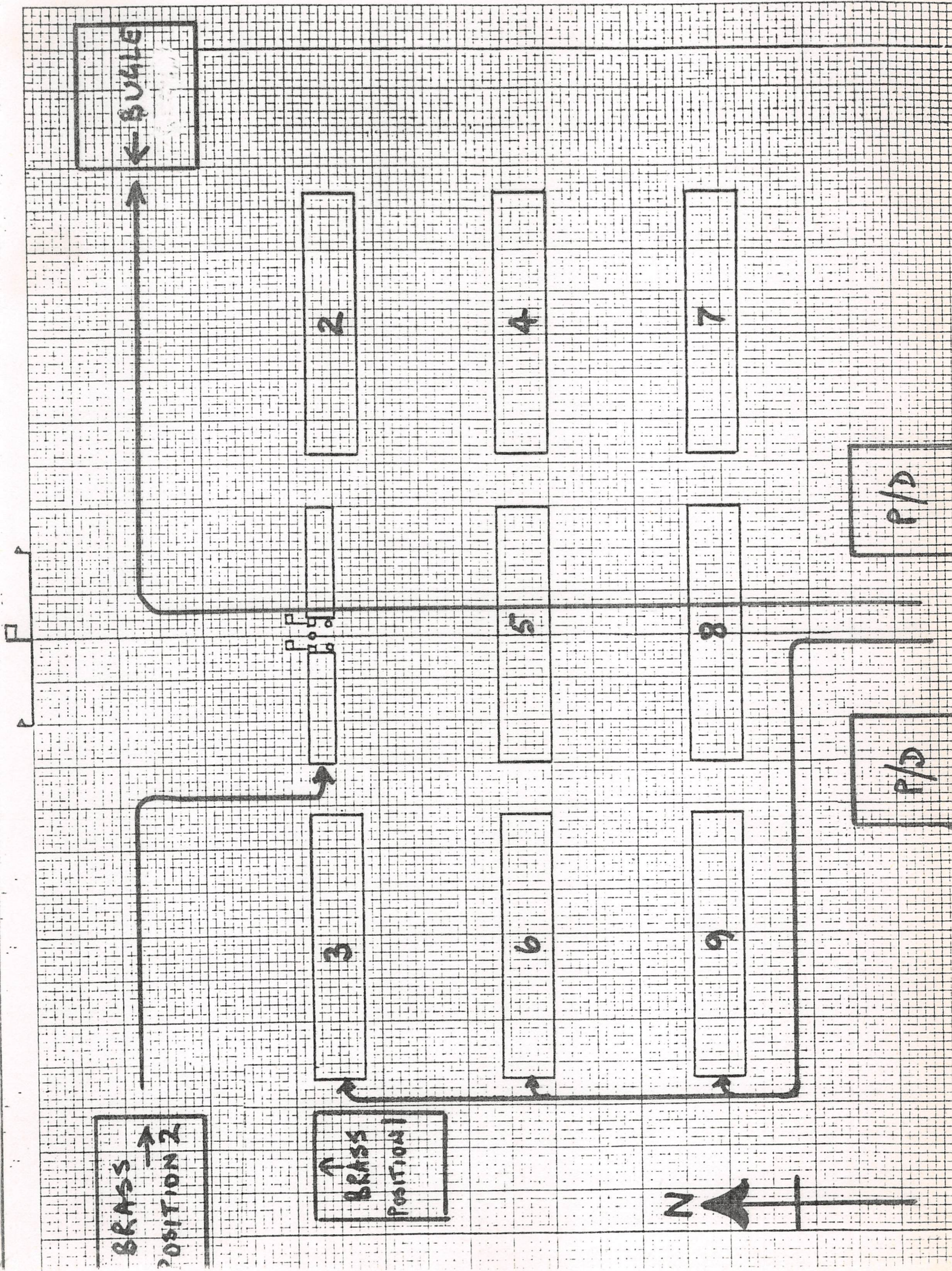
12. LINING THE ROUTE

As Companies reach marked points on Queen's Drive, they will split into two and informally line the route for the return of HM The Queen to The Palace of Holyroodhouse.

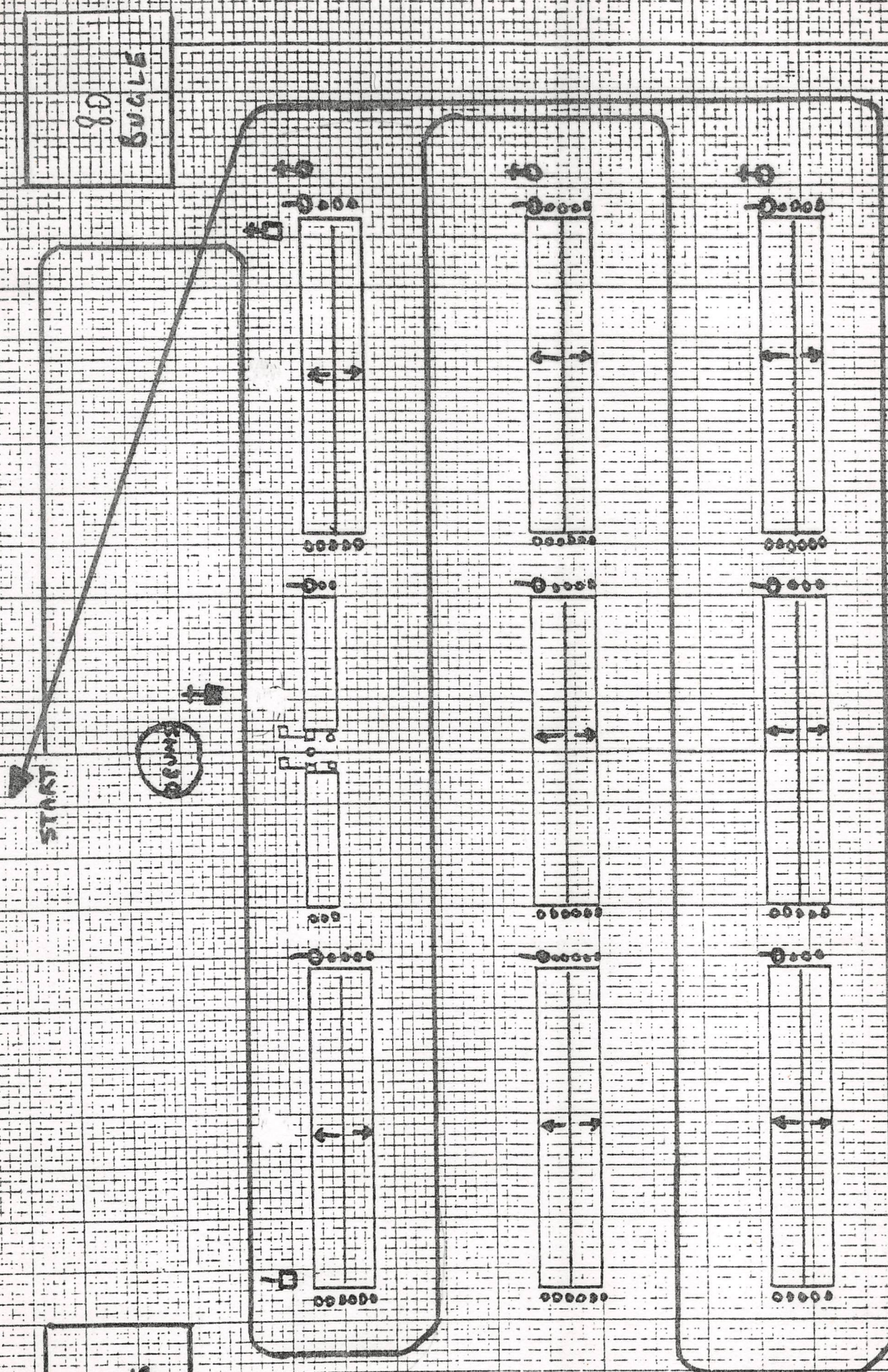
13. DISPERSAL

Companies will be re-formed and marched off to their original assembly areas where they will be dismissed.

1. ASSEMBLY



2. REVIEW



P/D

BRASS

3. MARCH PAST 1

80
60465

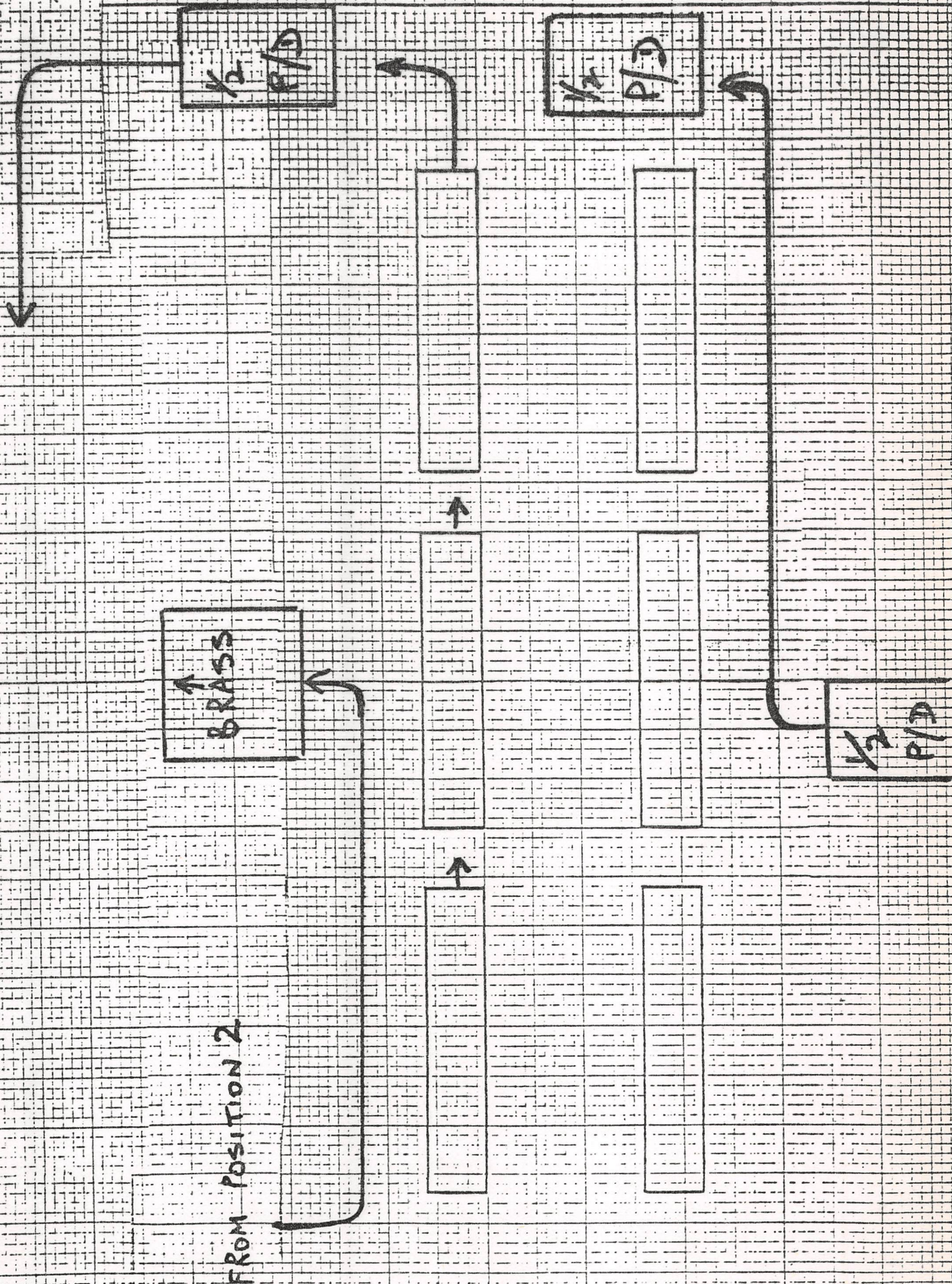
1/2
P/D

1/2
P/D

80
BRASS



4. MARCH PAST 2



The Rev. R. G. Ashman, M.A., PhD,
Brigade Vice-President.

Let us pray:-

Heavenly Father, we thank you for the gift of your Son, who has redeemed mankind, and called men and women, in every generation, to offer him the service and devotion of their lives.

(ALL) We give you thanks and praise

For the work of your Spirit in the founding of The Boys' Brigade and for its place in the Church,

(ALL) We give you thanks and praise

For our Founder, and for those, who gathered round him, to serve as Officers in the Brigade, and to help Boys to become disciples of Jesus Christ,

(ALL) We give you thanks and praise

For all who served in The Brigade and were faithful to you and their fellows in that service,

(ALL) We give you thanks and praise

Hear us now as we pray for our present members throughout the World. Assure us that you are still our Guide. Direct us and bless us at all times. In your mercy

(ALL) Hear our prayer

Be with our Patron, H.M. The Queen, and with those who mould the policy of The Boys' Brigade, and grant to all members of our Movement the power of your Spirit to walk in your Way, to accept your Word and to obey your Commands. In your mercy

(ALL) Hear our prayer

All these prayers we offer in the words our Lord taught us, saying:

Our Father, who art in Heaven.....

This will be followed by 2 verses of "Underneath the Banner"